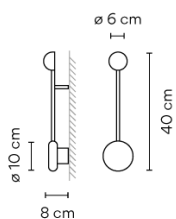






1690

Design By Ichiro Iwasaki

Wall lamp. Design by Ichiro Iwasaki. Wall light which provides passageways with ambient illumination via indirect light. Available in white, black, cream and green matt finishes.

## Model Sheet



<b>Finish</b>	 62 Green NCS S 3010-G20Y
	 04 Black NCS 9000N
	 93 White NCS S 0502-Y
	 58 Cream NCS S 2005-Y20R

**LED temperature color** 2700 K

**Dimming** ON/OFF

**Installation type** Surface Canopy

**Materials** Head: Aluminium  
Base: Zamak  
Diffuser: Polycarbonate  
Rods: Steel

**Light source** 1 x LED 4,48W 350mA  
E

**LED** CRI>90 452.95 lm 100.66  
2700 K

**Driver** CC - Constant Current 350  
100-240 V 50/60 HZ



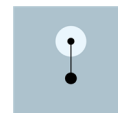
Bi-volt 50-60Hz

**Application** Wall Lamps

**Packaging** 1 Box  
0.473 m x 0.355 m x 0.146 m  
Gross weight 1.6  
Net weight 0.8  
Vol. 0.0245

**Lighting effect****General Lighting**

Lamp that emits an upward or backward beam that is reflected by the ceiling or wall.

**Photometric Data**

**Efficiency** 31.88 lm/W  
**Coordinate System** CG  
**Total Flux** 192.18 lm  
**Maximum Value** 80.54 cd

**Other Applications**